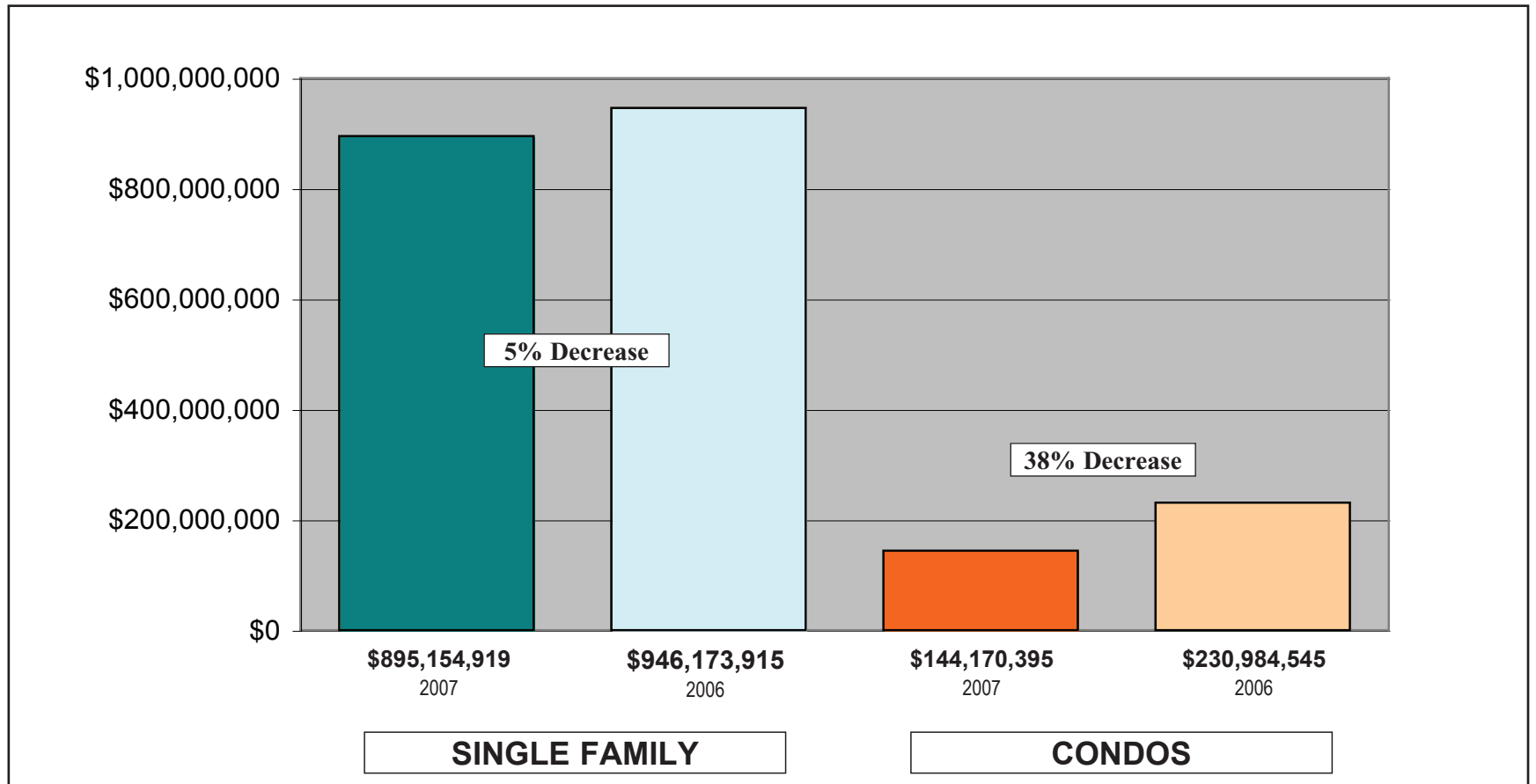


LAKE TAHOE

SALES VOLUME 2007 vs 2006

January 1 thru December 31

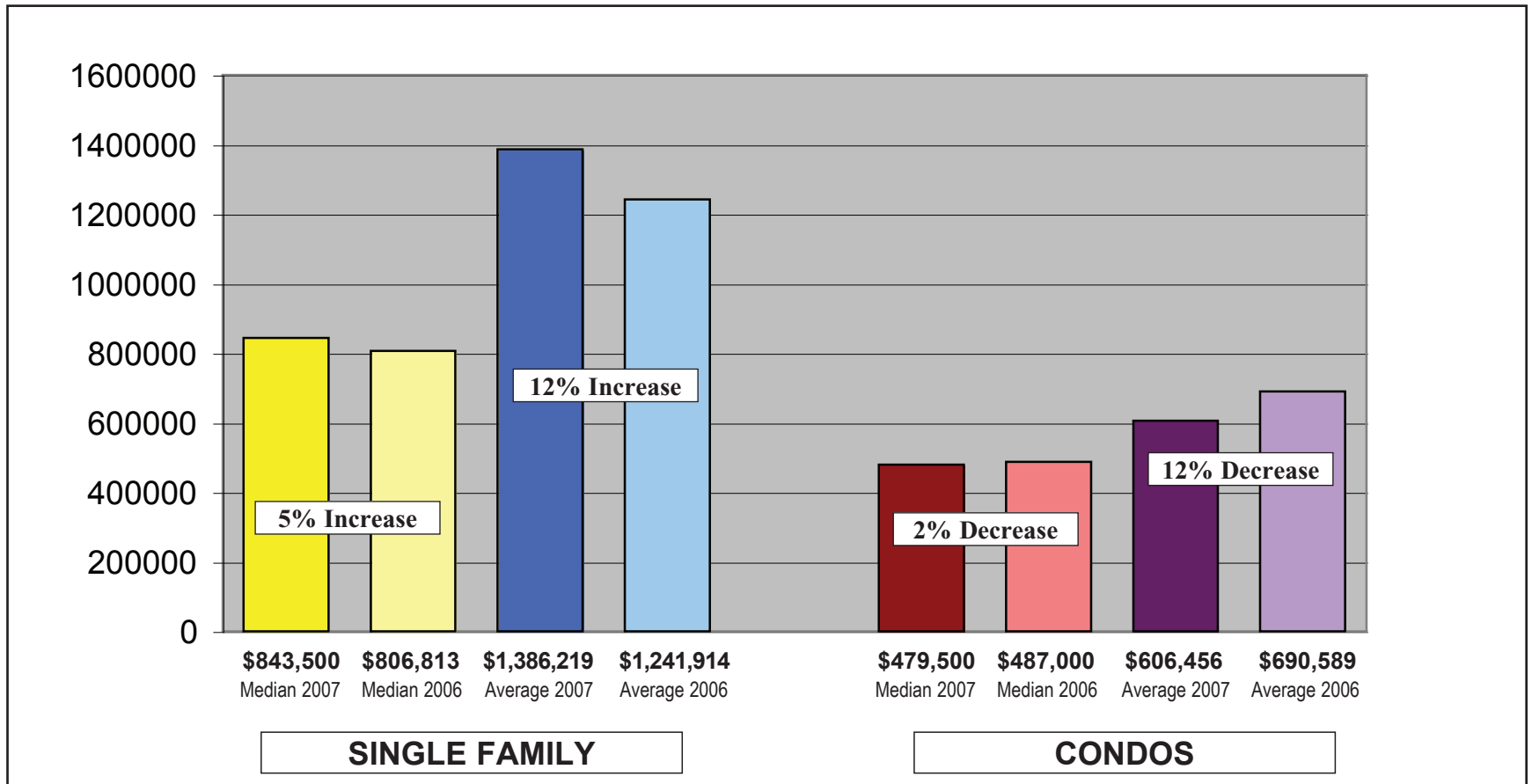


Information gathered from Incline Village, Tahoe Sierra, Sierra Nevada, NNRMLS and South Lake Tahoe Board of Realtors MLS 12/31/07

LAKE TAHOE

MEDIAN & AVERAGE PRICE 2007 vs 2006

January 1 thru December 31

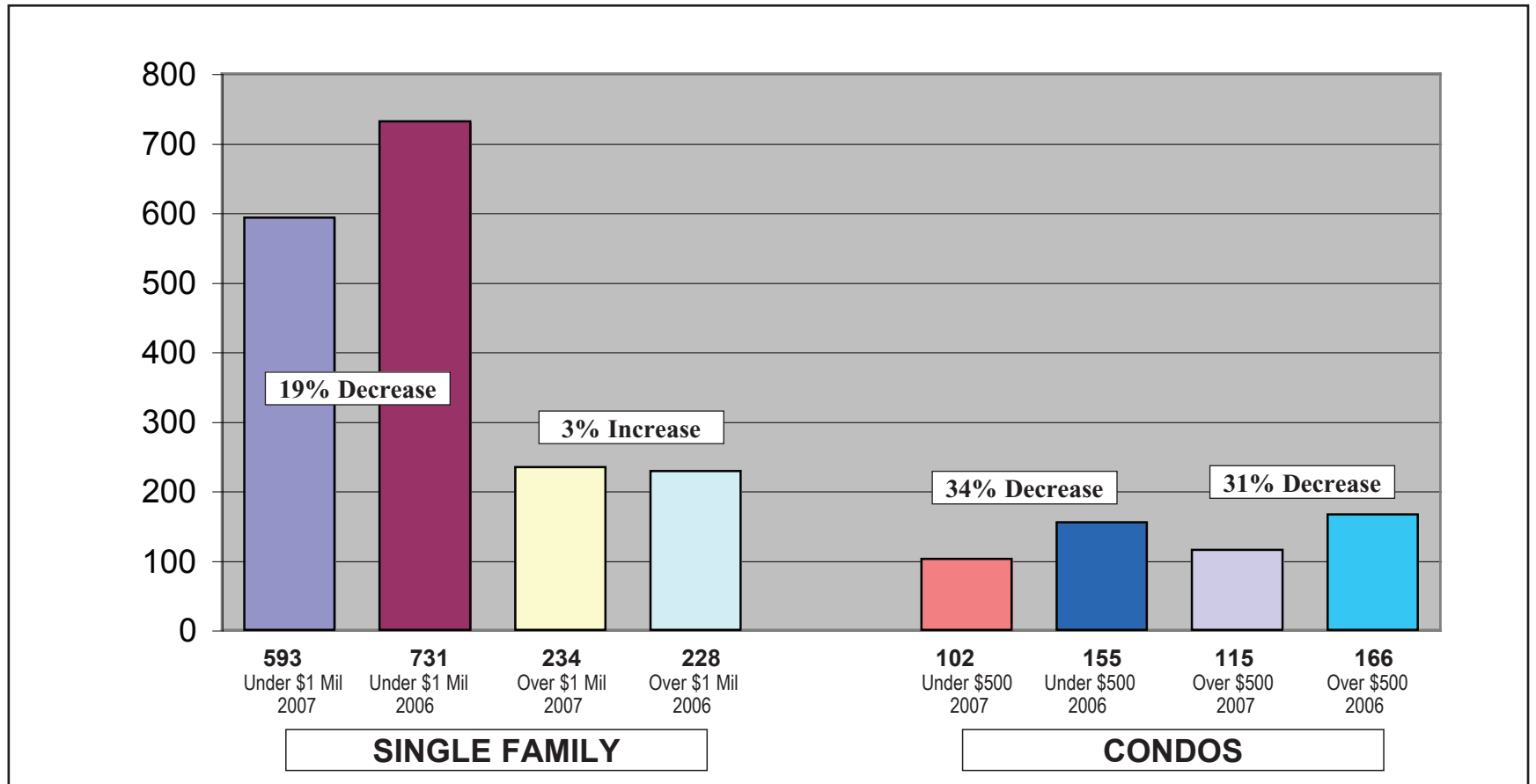


Information gathered from Incline Village, Tahoe Sierra, Sierra Nevada, NNRMLS and South Lake Tahoe Board of Realtors MLS 12/31/07

LAKE TAHOE

UNITS SOLD 2007 vs 2006

January 1 thru December 31



Information gathered from Incline Village, Tahoe Sierra, Sierra Nevada, NNRMLS and South Lake Tahoe Board of Realtors MLS 12/31/07

CHASE INTERNATIONAL

YEAR END REVIEW 2007 vs 2006

January 1 thru December 31

SINGLE FAMILY

EAST SHORE- Single Family	2007	2006	%
Volume	\$161,304,237	\$154,620,650	4%
Units	74	89	-17%
Median Price	1,045,000	915,000	14%
Average Price	2,179,786	1,737,310	25%
Units Under \$1 Mil	36	48	-25%
Units Over \$1 Mil	38	41	-7%

SOUTH SHORE - Single Family

Volume	\$222,771,475	\$250,960,911	-11%
Units	385	446	-14%
Median Price	440,000	475,000	-7%
Average Price	578,627	562,693	3%
Units Under \$1 Mil	345	412	-16%
Units Over \$1 Mil	40	34	18%

TAHOE CITY - Single Family

Volume	\$212,792,942	\$289,525,979	-27%
Units	185	262	-29%
Median Price	749,000	766,000	-2%
Average Price	1,156,483	1,117,860	3%
Units Under \$1 Mil	138	195	-29%
Units Over \$1 Mil	47	67	-30%

INCLINE - Single Family *Includes PUD's

Volume	\$298,286,265	\$251,066,375	19%
Units	183	162	13%
Median Price	1,140,000	1,071,250	6%
Average Price	1,629,980	1,549,792	5%
Units Under \$1 Mil	74	76	-3%
Units Over \$1 Mil	109	86	27%

CONDOS

EAST SHORE- Condos	2007	2006	%
Volume	\$18,139,000	\$37,796,470	-52%
Units	40	67	-40%
Median Price	393,000	496,500	-21%
Average Price	453,457	564,126	-20%
Units Under \$500	30	35	-14%
Units Over \$500	10	32	-69%

SOUTH SHORE - Condos

Volume	\$12,684,000	\$29,619,375	-57%
Units	31	51	-39%
Median Price	355,000	389,000	-9%
Average Price	409,161	580,772	-30%
Units Under \$500	23	31	-26%
Units Over \$500	8	20	-60%

TAHOE CITY - Condos

Volume	\$39,081,000	\$70,296,300	-44%
Units	49	85	-42%
Median Price	585,000	485,000	21%
Average Price	797,571	827,015	-4%
Units Under \$500	20	46	-57%
Units Over \$500	29	39	-26%

INCLINE - Condos

Volume	\$74,266,395	\$93,272,400	-20%
Units	97	118	-18%
Median Price	585,000	577,500	1%
Average Price	765,633	790,444	-3%
Units Under \$500	29	43	-33%
Units Over \$500	68	75	-9%

CHASE INTERNATIONAL

YEAR END REVIEW 2007 vs 2006

January 1 thru December 31

SINGLE FAMILY

LAKE TAHOE TOTALS - Single Family	2007	2006	%
Volume	895,154,919	946,173,915	-5%
Units	827	959	-14%
Median Price (Average)	843,500	806,813	5%
Average Price (Average)	1,386,219	1,241,914	12%
Units Under \$1 Mil	593	731	-19%
Units Over \$1 Mil	234	228	3%

TRUCKEE - Single Family

Volume	\$363,528,638	\$384,696,105	-6%
Units	447	472	-5%
Median Price	645,000	669,500	-4%
Average Price	813,263	815,034	0%
Units Under \$1 Mil	374	375	0%
Units Over \$1 Mil	73	97	-25%

RENO - Single Family

Volume	\$1,303,044,857	\$1,679,527,047	-22%
Units	3338	4110	-19%
Median Price	309,950	329,207	-6%
Average Price	390,366	408,644	-4%
Units Under \$1 Mil	3217	3968	-19%
Units Over \$1 Mil	121	142	-15%

CARSON VALLEY - Single Family

Volume	\$210,757,271	\$290,858,176	-28%
Units	493	613	-20%
Median Price	369,800	395,000	-6%
Average Price	427,499	474,483	-10%
Units Under \$1 Mil	483	594	-19%
Units Over \$1 Mil	10	19	-47%

CONDOS

LAKE TAHOE TOTALS - Condos	2007	2006	%
Volume	144,170,395	230,984,545	-38%
Units	217	321	-32%
Median Price (Average)	479,500	487,000	-2%
Average Price (Average)	606,456	690,589	-12%
Units Under \$500	102	155	-34%
Units Over \$500	115	166	-31%

TRUCKEE - Condos

Volume	\$149,188,581	\$141,085,730	6%
Units	182	162	12%
Median Price	553,500	597,000	-7%
Average Price	819,717	870,899	-6%
Units Under \$500	67	59	14%
Units Over \$500	115	103	12%

RENO - Condos

Volume	\$223,409,046	\$158,980,946	41%
Units	672	764	-12%
Median Price	208,000	187,450	11%
Average Price	332,453	208,090	60%
Units Under \$500	652	749	-13%
Units Over \$500	20	15	33%

CHASE
INTERNATIONAL

chaseinternational.com